

DA-1MD

TWO-WIRE ELECTRIC LOCK DOOR PHONE

DA-1MD

OPERATION MANUAL

PRECAUTIONS



General Prohibitions









Prohibitions to subject the unit to water







Prohibitions to dismantle the unit

WARNING (Negligence could result in death or serious injury to people.)

1. This device is electrical. Wiring must be done by qualified personnel. 
2. Do not dismantle or alter the unit. Fire or electric shock could result. 
3. Do not open the unit case. 
4. Keep the unit away from water or any other liquid. Fire or electric shock could result. 
5. Do not put any metal into the unit through openings. Fire, electric shock or unit trouble could result. 
6. PT-1211C, D, DR shall be used for DA-1MD system only, and never for other devices. 

CAUTION (Negligence could result in injury to people or damage to property.)

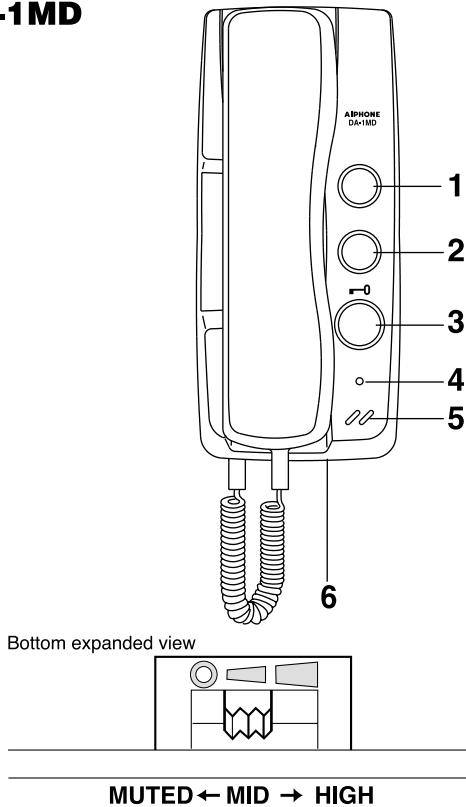
1. Mount the unit on wall in a convenient location, but not where it could be bumped or jarred. Injury could result. 
2. Do not manually hold down hook switch to verify chime volume. It sounds very loud near your ears and can cause your hearing damage. 
3. In case of electrical storms, unplug power supply from AC outlet. Fire or electric shock could result. 
4. Do not install the unit in any of the following locations, as it may cause the system to malfunction;
 - High or extreme cold temperature area: under direct sunlight, near equipment that varies in temperature, in front of air-conditioner, inside a refrigerated area, etc.
 - Places subject to moisture or humidity extremes, such as bathroom, cellar, greenhouse, etc. 
 - Places subject to environmental conditions, such as dust, oil, chemicals, salt, etc.
 - Places subject to constant vibration or impact.
 - Places subject to steam or smoke, such as near heating appliances, cooking surface, etc.

GENERAL PRECAUTIONS

1. In areas where broadcasting station antennas are close by, intercom system may be affected by radio frequency interference.
2. The system is not operational during a power failure.

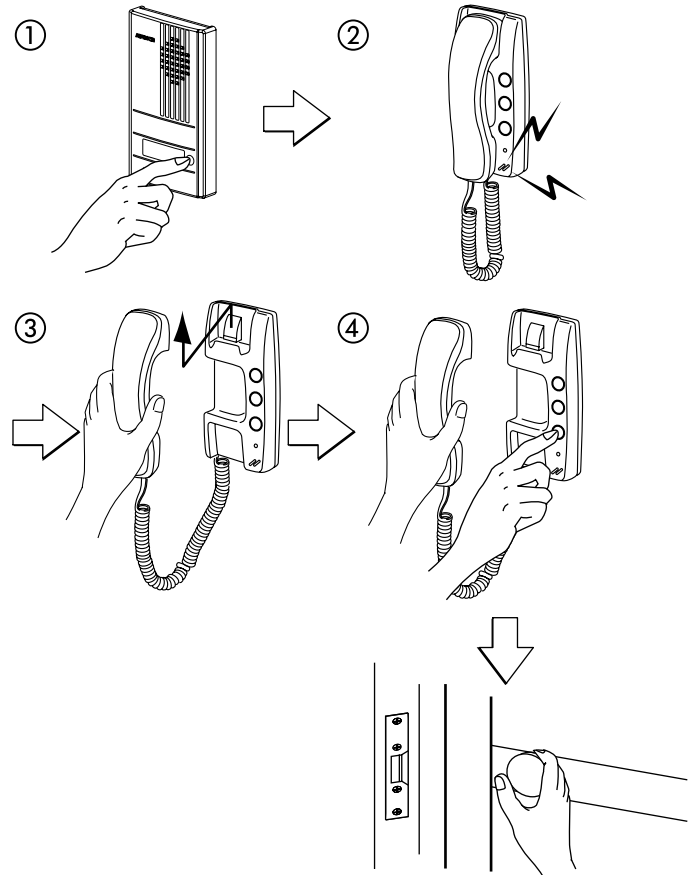
NAMES & FUNCTIONS

DA-1MD



- 1 Unused
- 2 SERVICE button (option)
- 3 DOOR RELEASE button
- 4 Call tone off LED
Stays lit when the volume control is in MUTED position.
- 5 Call tone sounder
- 6 Call tone volume control

OPERATIONS



- ① Depress and hold down to call
- ② Call tone rings
- ③ Lift handset and communicate
- ④ Depress and hold down to activate door release

TECHNICAL PRECAUTIONS

Ambient temperature:

DA-1MD: 0°C ~ +40°C (+32°F ~ +104°F)

Asking for repairs:

If your DA system does not operate properly, ask qualified technician to repair it.

Cleaning:

Clean the unit with a soft cloth dampened with neutral household cleanser. Never use any abrasive cleaner or cloth.

SPECIFICATIONS

Power source:

AC 15V, supplied from power supply

Dimensions & weight:

200H x 89W x 63D(mm). 350g approx.
7-7/8"H x 3-1/2"W x 2-1/2"D. 0.77 lbs.

WARRANTY

Aiphone warrants its products to be free from defects of material and workmanship under normal use and service for a period of one year after delivery to the ultimate user and will repair free of charge or replace at no charge, should it become defective upon which examination shall disclose to be defective and under warranty. Aiphone reserves unto itself the sole right to make the final decision whether there is a defect in materials and/or workmanship; and whether or not the product is within the warranty.

This warranty shall not apply to any Aiphone product which has been subject to misuse, neglect, accident, or to use in violation of instructions furnished, nor extended to units which have been repaired or altered outside of the factory.

This warranty does not cover batteries or damage caused by batteries used in connection with the unit.

This warranty covers bench repairs only, and any repairs must be made at the shop or place designated in writing by Aiphone.

Aiphone will not be responsible for any costs incurred involving on site service calls.